

# School & Pedestrian Signs

## 2009 MUTCD School Area Signs Recommended Display of School Signs

### School Advance Crossing Assembly



S1-1



W16-9P

OR



W16-2aP

OR



W16-2P

OR



W16-5P (optional)

OR



W16-6P (optional)

### School Crossing Assembly



S1-1

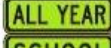


W16-7P


### School Zone Sign



S1-1



S4-7P (optional)



S4-3P (optional)

OR



W16-5P (optional)

OR



W16-6P (optional)

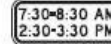
### School Speed Limit Assembly



S4-3P



R2-1



S4-1P

OR




S4-2P

OR



S4-4P

OR



S4-1P



S4-6P



S3-1



S3-2



S4-5




S4-5a




S5-1

R2-6P (optional)



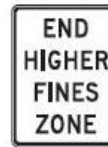
S5-2



S5-3



R2-10



R2-11



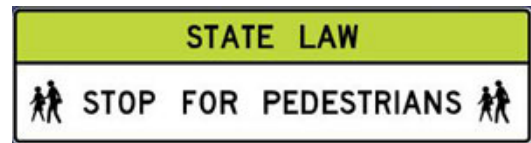
W11-2



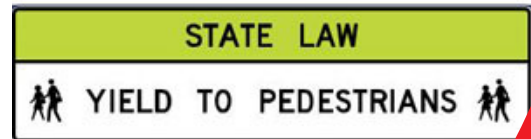
R1-6



W11-1



R1-9a



R1-9